



## Modular Cooking Range Line thermaline 90 - Sink unit on closed base, 1 Side

ITEM # \_\_\_\_\_  
MODEL # \_\_\_\_\_  
NAME # \_\_\_\_\_  
SIS # \_\_\_\_\_  
AIA # \_\_\_\_\_



589465 (MCZAHAD300)

Sink unit on closed base,  
one-side operated

### Short Form Specification

**Item No.** \_\_\_\_\_

Sink unit on closed base, with a large stainless steel tap, constructed according to DIN 18860\_2 with 20 mm drop nose top and 70 mm recessed plinth. Internal frame for heavy duty sturdiness in 2 mm and 3 mm in 1.4301 (AISI 304). 2 mm top in 1.4301 (AISI 3)

### Main Features

- Large stainless steel tap.
- All major components may be easily accessed from the front.
- THERMODUL connection system creates a seamless work top when units are connected to each other thus avoiding soil penetrating vital components and facilitating the removal of units in case of replacement or service.

### Construction

- IPX5 water resistance certification.
- Fitted on a closed base.
- 2 mm top in 1.4301 (AISI 304).
- Unit constructed according to DIN 18860\_2 with 20 mm drop nose top and 70 mm recessed plinth.
- Flat surface construction with minimal hidden areas to easily clean all surfaces
- Internal frame for heavy duty sturdiness in stainless steel.

APPROVAL: \_\_\_\_\_



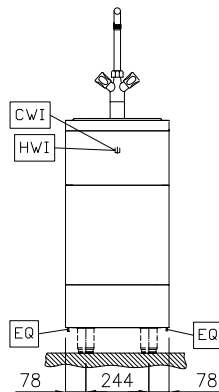
Experience the Excellence  
[www.electroluxprofessional.com](http://www.electroluxprofessional.com)



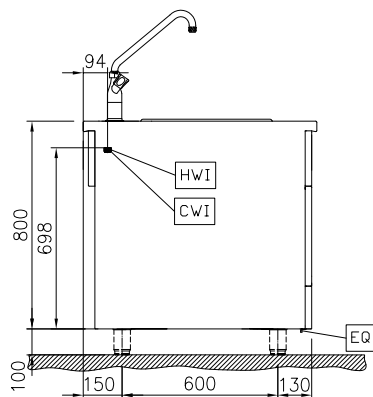
**Electrolux**  
PROFESSIONAL

## Modular Cooking Range Line thermaline 90 - Sink unit on closed base, 1 Side

Front

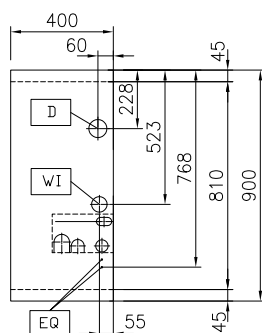


Side



CWI = Cold Water inlet 1 (cleaning)  
D = Drain  
HWI = Hot water inlet

Top



### Water:

Inlet water line size: 3/4"  
Drain line size: 1"  
Incoming Cold/hot Water line size: 3/4"

### Key Information:

External dimensions, Width: 400 mm  
External dimensions, Depth: 900 mm  
External dimensions, Height: 800 mm  
Net weight: 38 kg



Modular Cooking Range Line  
thermaline 90 - Sink unit on closed base, 1 Side

The company reserves the right to make modifications to the products without prior notice. All information correct at time of printing.

2025.12.12

## Optional Accessories

- Connecting rail kit, 900mm PNC 912502 ☐
- Stainless steel side panel (12mm), 900x800mm, freestanding PNC 912511 ☐
- Portioning shelf, 400mm width PNC 912522 ☐
- Portioning shelf, 400mm width PNC 912552 ☐
- Folding shelf, 300x900mm PNC 912581 ☐
- Folding shelf, 400x900mm PNC 912582 ☐
- Fixed side shelf, 200x900mm PNC 912589 ☐
- Fixed side shelf, 300x900mm PNC 912590 ☐
- Fixed side shelf, 400x900mm PNC 912591 ☐
- Stainless steel front kicking strip, 400mm width PNC 912594 ☐
- Stainless steel side kicking strips left and right, freestanding, 900mm width PNC 912621 ☐
- Stainless steel side kicking strips left and right, back-to-back, 1800mm width PNC 912627 ☐
- Stainless steel plinth, freestanding, 400mm width PNC 912916 ☐
- Connecting rail kit, right PNC 912975 ☐
- Connecting rail kit, left PNC 912976 ☐
- Endrail kit, flush-fitting, left PNC 913111 ☐
- Endrail kit, flush-fitting, right PNC 913112 ☐
- Endrail kit (12mm) for thermaline 90 units, left PNC 913202 ☐
- Endrail kit (12mm) for thermaline 90 units, right PNC 913203 ☐
- Stainless steel side panel, left, H=800, flush PNC 913224 ☐
- Stainless steel side panel, left, H=800, flush PNC 913225 ☐
- T-connection rail for back to back installations without backsplash PNC 913227 ☐
- - NOT TRANSLATED - PNC 913232 ☐
- - NOT TRANSLATED - PNC 913251 ☐
- - NOT TRANSLATED - PNC 913252 ☐
- - NOT TRANSLATED - PNC 913255 ☐
- - NOT TRANSLATED - PNC 913256 ☐
- - NOT TRANSLATED - PNC 913259 ☐
- - NOT TRANSLATED - PNC 913277 ☐
- - NOT TRANSLATED - PNC 913278 ☐
- STAINLESS STEEL DIVIDING PANEL 900X800MM LEFT/RIGHT PNC 913673 ☐
- STAINLESS STEEL SIDE COVER PANEL, FLUSH 900X800MM LEFT/RIGHT PNC 913689 ☐